

如何使用索迪斯 微信公众号

How to use Sodexo WeChat service account



Follow Sodexo Service Account

1

关注索迪斯微信服务号
Follow Sodexo Wechat Service Account

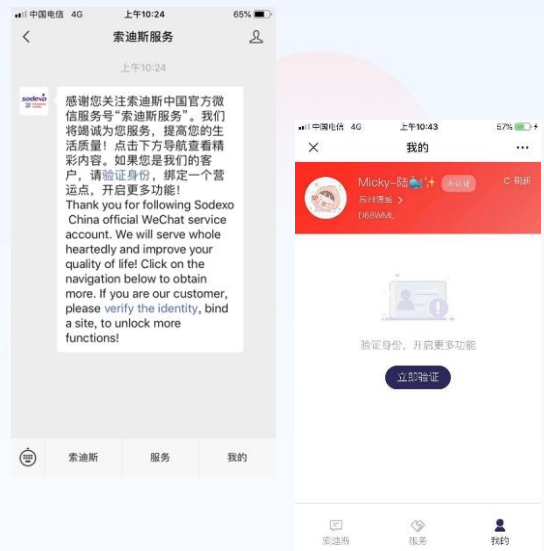
使用微信扫描以下二维码，点击关注
SCAN the QR code, Click "Follow"



2

验证老师学生ID卡
Verify Staff and Student ID Account

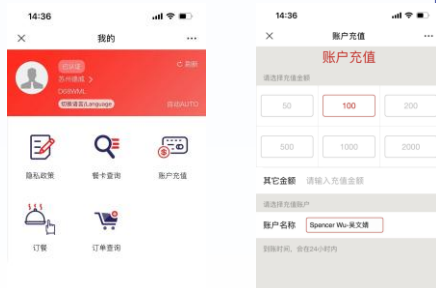
右键点击“我的”，点击您的 微信账号名
Right click "My". Click your Wechat Name.



3

给账户充值
Reload the Account

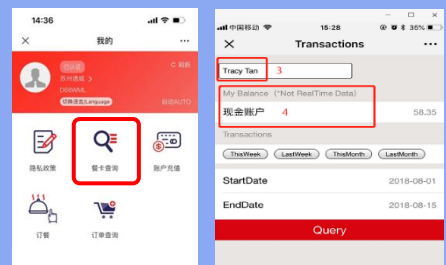
点击右下角“我”，选择“充值”，确认“姓名”
Right click "Me". Select Reloading. Confirm the name.



4

查询账户余额和消费明细
Inquire the balance and the transactions

点击右下角“我”，点击交易
Right click "Me", Select Transactions.



如果界面中没有显示你的账户名字请联系联系驻场管理员 (Eleven 15995818609)
If your account name doesn't show, please contact our on-site manager (Eleven 15995818609).